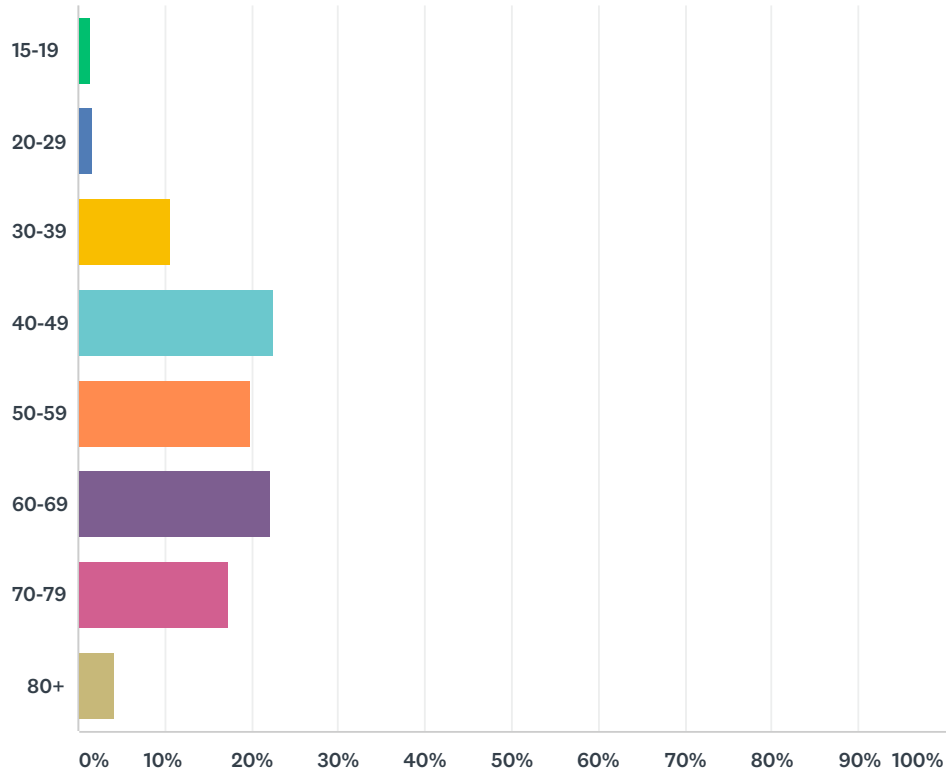


Q1 What is your name?

Answered: 2,135 Skipped: 194

Q2 What is your age?

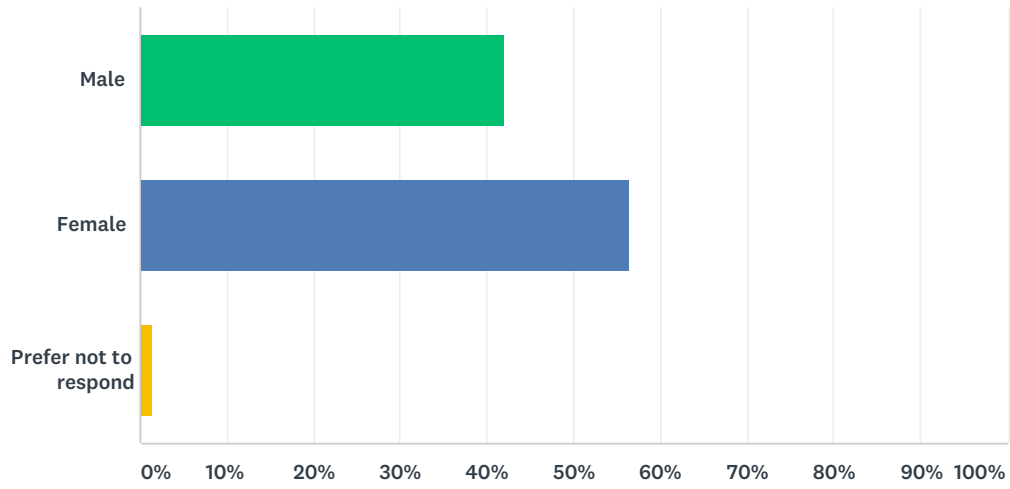
Answered: 2,329 Skipped: 0



ANSWER CHOICES	RESPONSES	
15-19	1.42%	33
20-29	1.76%	41
30-39	10.65%	248
40-49	22.63%	527
50-59	19.84%	462
60-69	22.11%	515
70-79	17.39%	405
80+	4.21%	98
TOTAL		2,329

Q3 What is your gender?

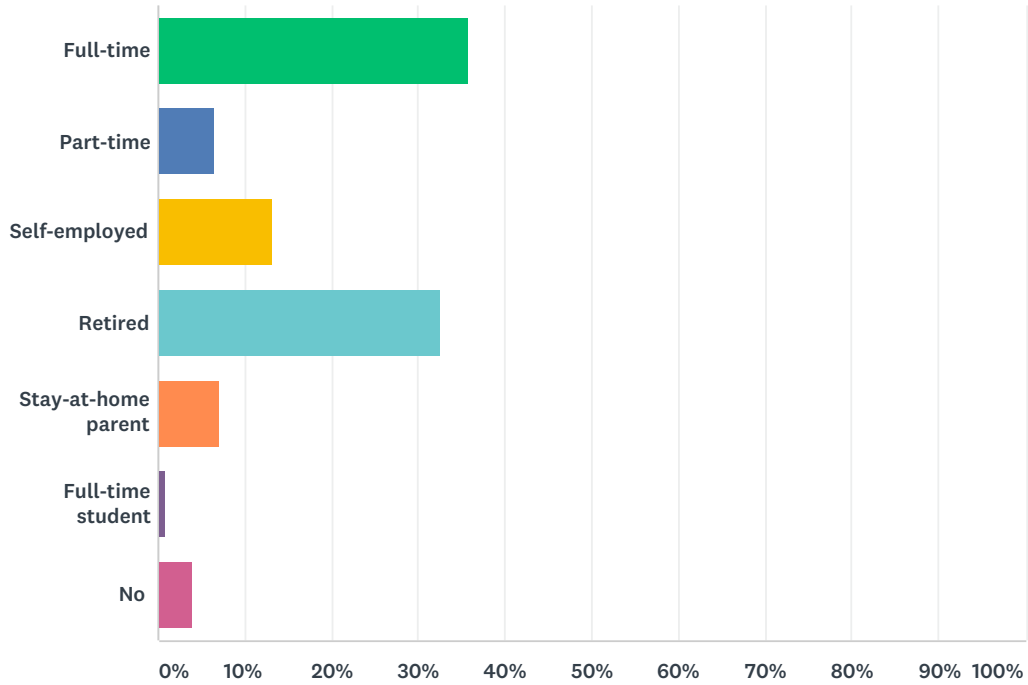
Answered: 2,329 Skipped: 0



ANSWER CHOICES	RESPONSES	
Male	42.08%	980
Female	56.42%	1,314
Prefer not to respond	1.50%	35
TOTAL		2,329

Q4 Are you employed?

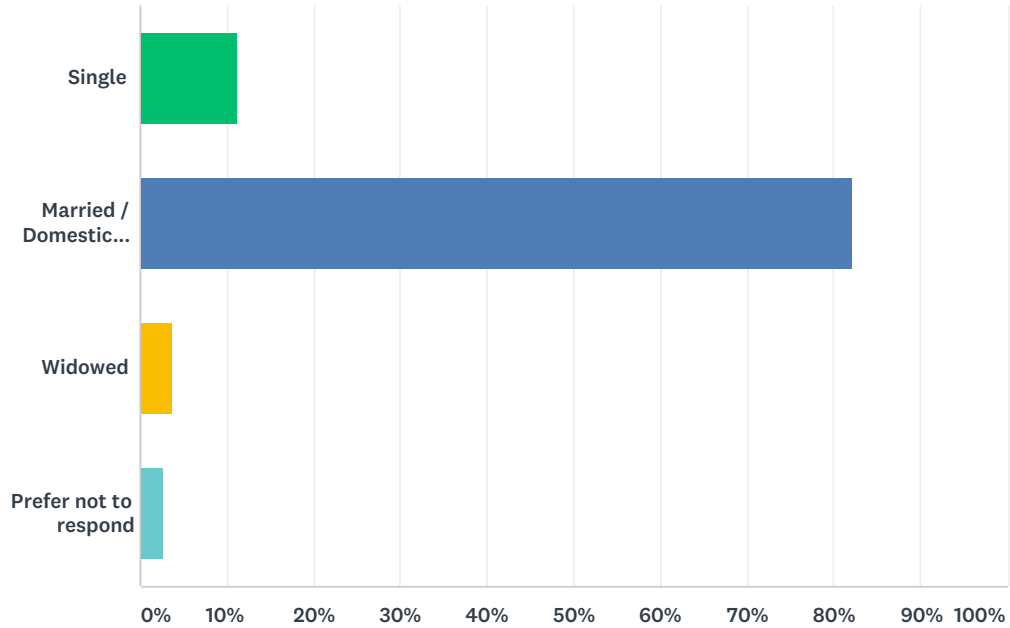
Answered: 2,329 Skipped: 0



ANSWER CHOICES	RESPONSES	
Full-time	35.81%	834
Part-time	6.44%	150
Self-employed	13.18%	307
Retired	32.72%	762
Stay-at-home parent	7.13%	166
Full-time student	0.82%	19
No	3.91%	91
TOTAL		2,329

Q5 What is your marital status?

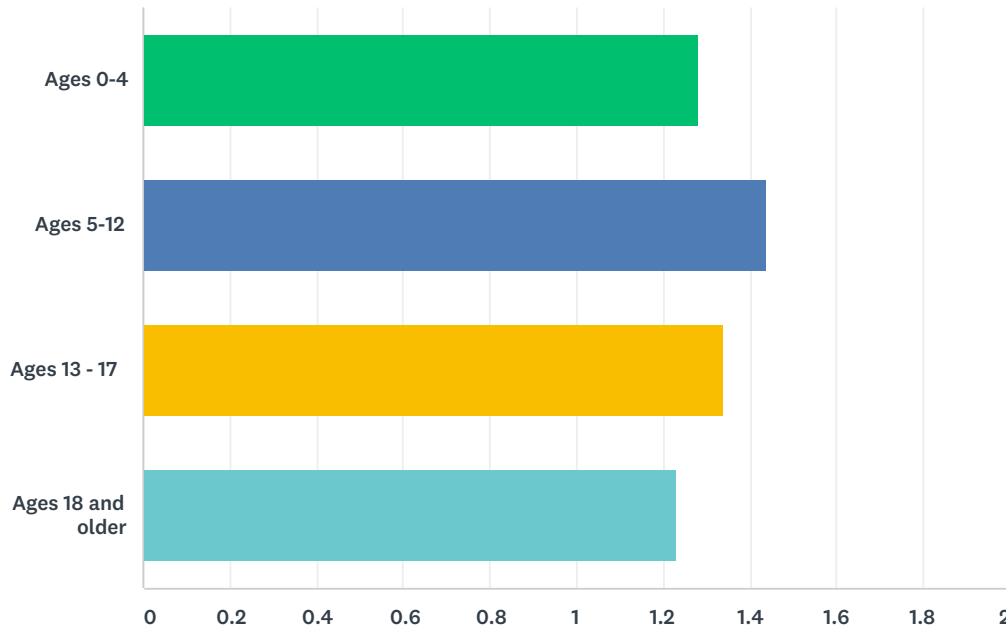
Answered: 2,329 Skipped: 0



ANSWER CHOICES	RESPONSES	
Single	11.21%	261
Married / Domestic Partner / Civil Union	82.14%	1,913
Widowed	3.86%	90
Prefer not to respond	2.79%	65
TOTAL		2,329

Q6 How many children currently live in your household?

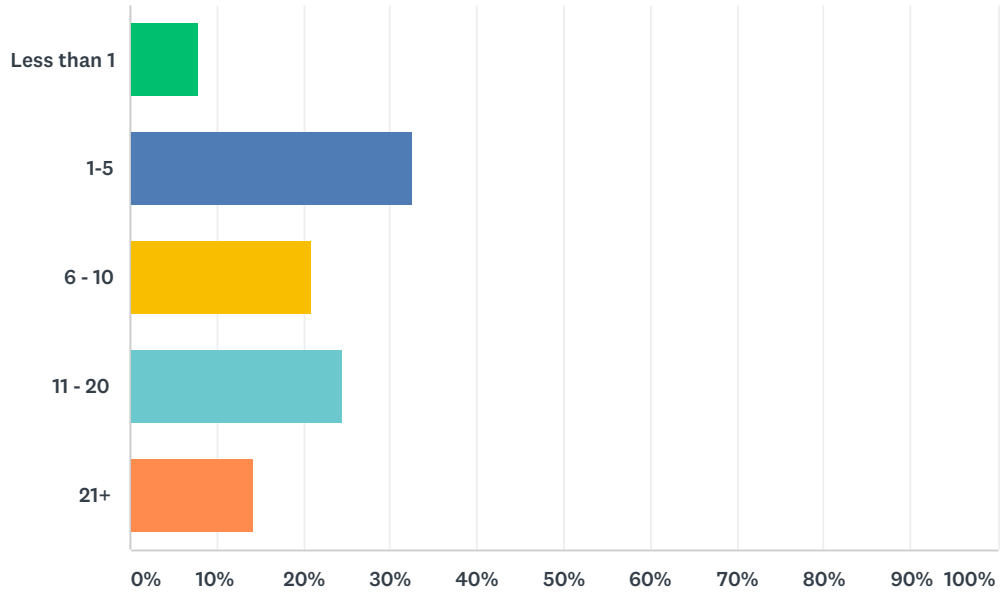
Answered: 2,329 Skipped: 0



	NONE	1	2	3	4	5 OR MORE	TOTAL	WEIGHTED AVERAGE
Ages 0-4	82.20% 1,570	10.10% 193	5.50% 105	1.73% 33	0.16% 3	0.31% 6	1,910	1.28
Ages 5-12	70.68% 1,251	17.34% 307	9.66% 171	1.86% 33	0.17% 3	0.28% 5	1,770	1.44
Ages 13 - 17	75.31% 1,266	16.24% 273	7.44% 125	0.89% 15	0.00% 0	0.12% 2	1,681	1.34
Ages 18 and older	83.38% 1,334	11.25% 180	4.75% 76	0.25% 4	0.19% 3	0.19% 3	1,600	1.23

Q7 How many years have you lived in Lakeway?

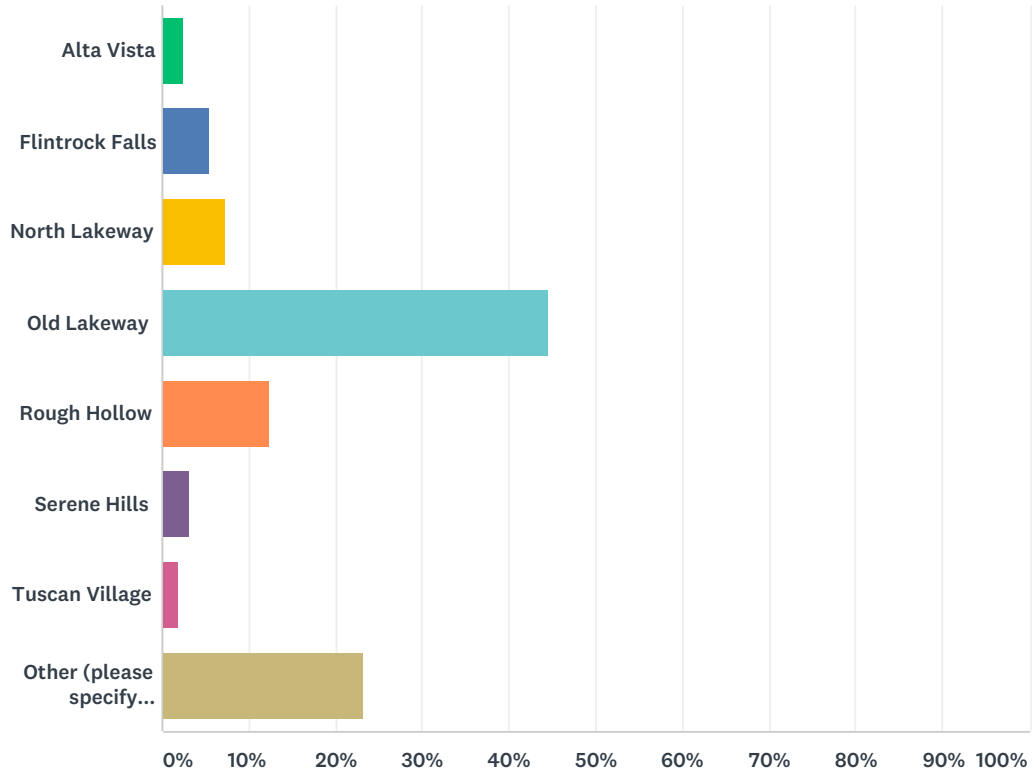
Answered: 2,329 Skipped: 0



ANSWER CHOICES	RESPONSES	
Less than 1	7.99%	186
1-5	32.59%	759
6 - 10	20.82%	485
11 - 20	24.39%	568
21+	14.21%	331
TOTAL		2,329

Q8 Which part of Lakeway do you live in?

Answered: 2,303 Skipped: 26



ANSWER CHOICES	RESPONSES	
Alta Vista	2.52%	58
Flintrock Falls	5.38%	124
North Lakeway	7.34%	169
Old Lakeway	44.46%	1,024
Rough Hollow	12.29%	283
Serene Hills	3.04%	70
Tuscan Village	1.78%	41
Other (please specify neighborhood)	23.19%	534
TOTAL		2,303

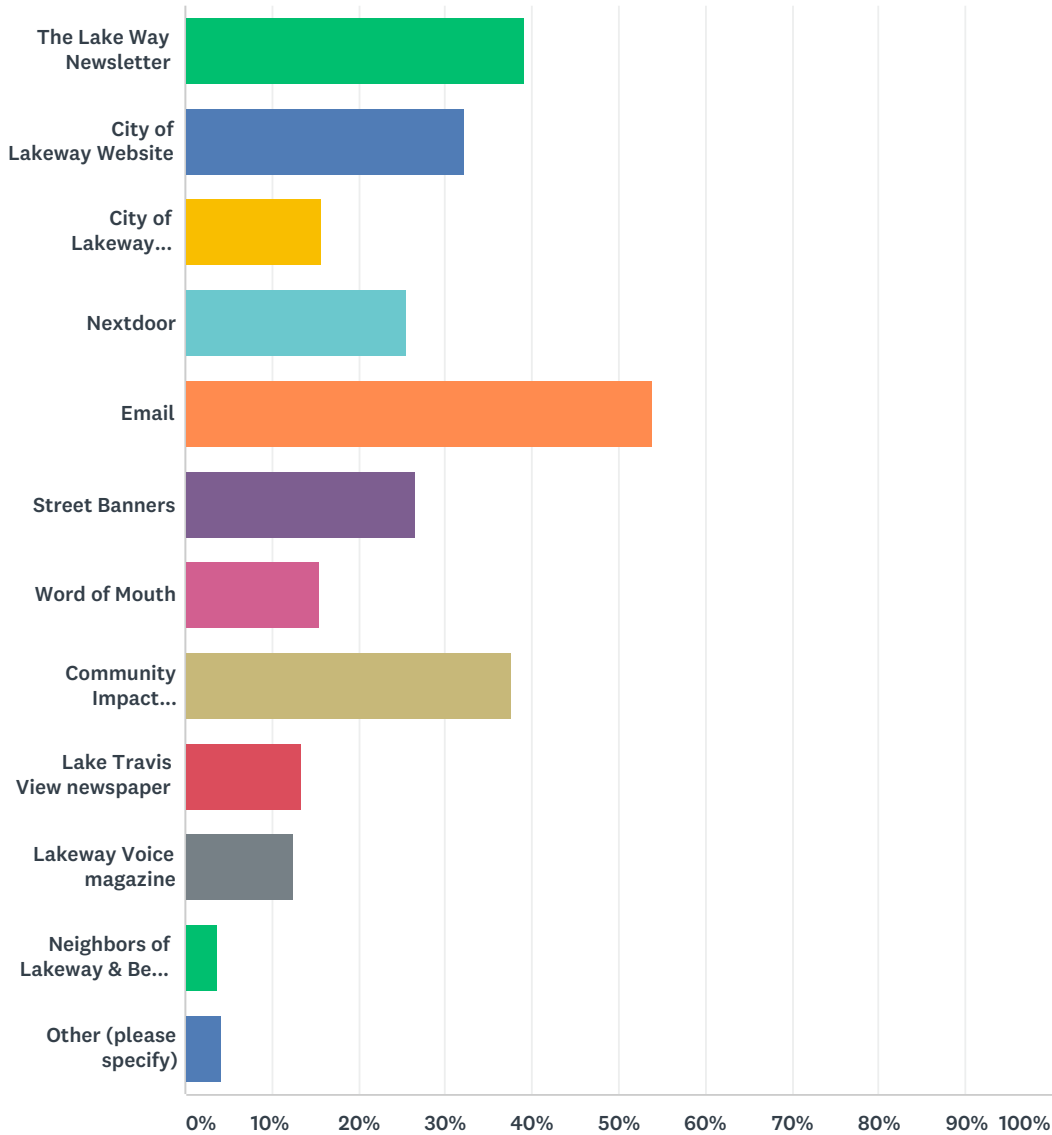
Q9 Please provide your email address if you would like to receive updates on the Lakeway Parks & Recreation Survey.

Answered: 1,396 Skipped: 933

ANSWER CHOICES	RESPONSES	
Name	0.00%	0
Company	0.00%	0
Address	0.00%	0
Address 2	0.00%	0
City/Town	0.00%	0
State/Province	0.00%	0
ZIP/Postal Code	0.00%	0
Country	0.00%	0
Email Address:	100.00%	1,396
Phone Number	0.00%	0

Q10 What is the most effective way for you to find out about Lakeway Parks and Recreation Department events, recreation opportunities, and park programs? (Check all that apply)

Answered: 2,242 Skipped: 87



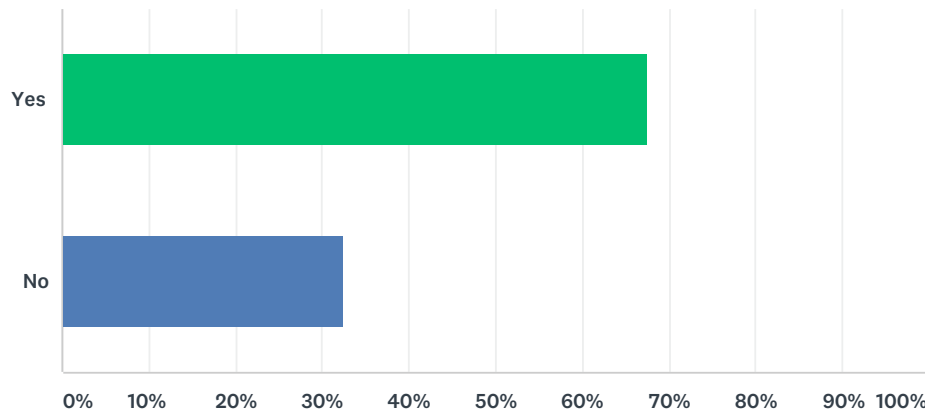
ANSWER CHOICES	RESPONSES	
The Lake Way Newsletter	39.07%	876
City of Lakeway Website	32.11%	720
City of Lakeway Facebook Pages	15.61%	350
Nextdoor	25.51%	572
Email	53.97%	1,210
Street Banners	26.54%	595

City of Lakeway Parks & Recreation Survey

Word of Mouth	15.57%	349
Community Impact newspaper	37.60%	843
Lake Travis View newspaper	13.47%	302
Lakeway Voice magazine	12.49%	280
Neighbors of Lakeway & Bee Cave magazine	3.79%	85
Other (please specify)	4.24%	95
Total Respondents: 2,242		

Q11 Do the current City of Lakeway recreation facilities fulfill the recreational needs of you and your family?

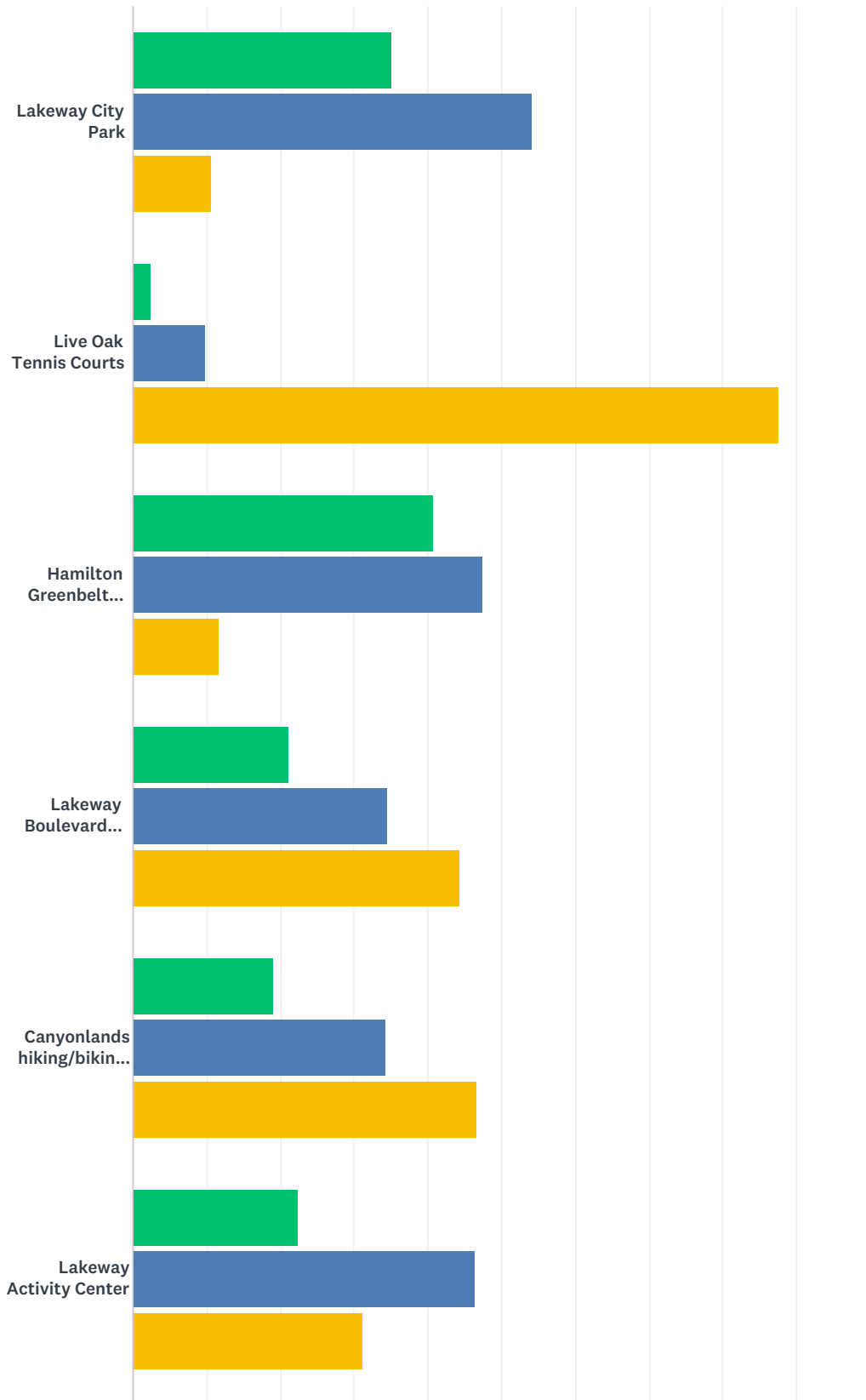
Answered: 2,013 Skipped: 316



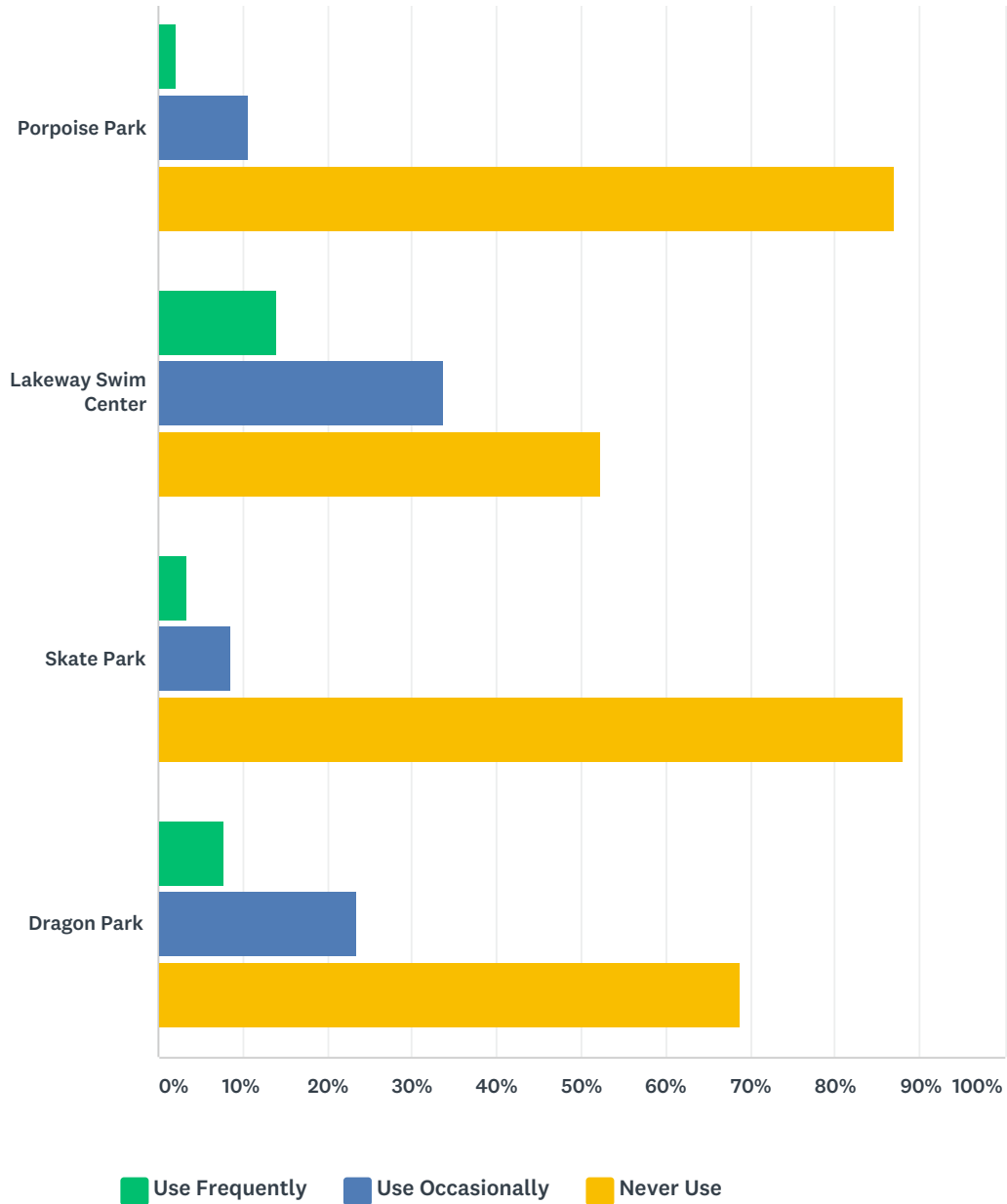
ANSWER CHOICES	RESPONSES	
Yes	67.61%	1,361
No	32.39%	652
TOTAL		2,013

Q12 Which of the City of Lakeway recreation facilities do you and your family use most often?

Answered: 2,013 Skipped: 316



City of Lakeway Parks & Recreation Survey



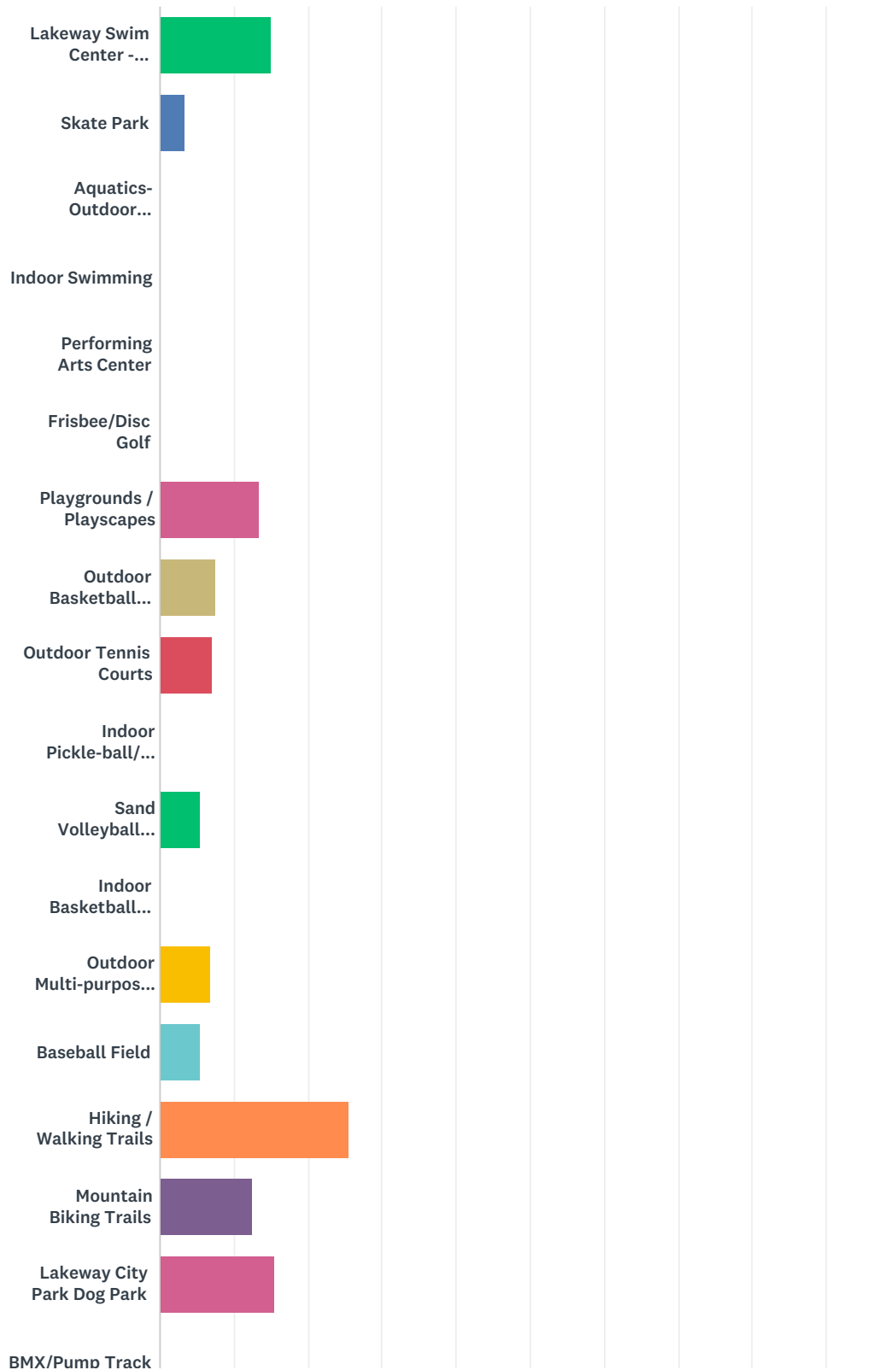
	USE FREQUENTLY	USE OCCASIONALLY	NEVER USE	TOTAL
Lakeway City Park	35.07% 679	54.24% 1,050	10.69% 207	1,936
Live Oak Tennis Courts	2.50% 45	9.83% 177	87.67% 1,578	1,800
Hamilton Greenbelt hiking/biking/walking trails	40.74% 790	47.50% 921	11.76% 228	1,939
Lakeway Boulevard hiking/biking/walking trails	21.09% 398	34.61% 653	44.30% 836	1,887
Canyonlands hiking/biking/walking trails	19.07% 359	34.25% 645	46.68% 879	1,883
Lakeway Activity Center	22.31% 432	46.54% 901	31.15% 603	1,936
Porpoise Park	2.18% 40	10.70% 196	87.12% 1,596	1,832

City of Lakeway Parks & Recreation Survey

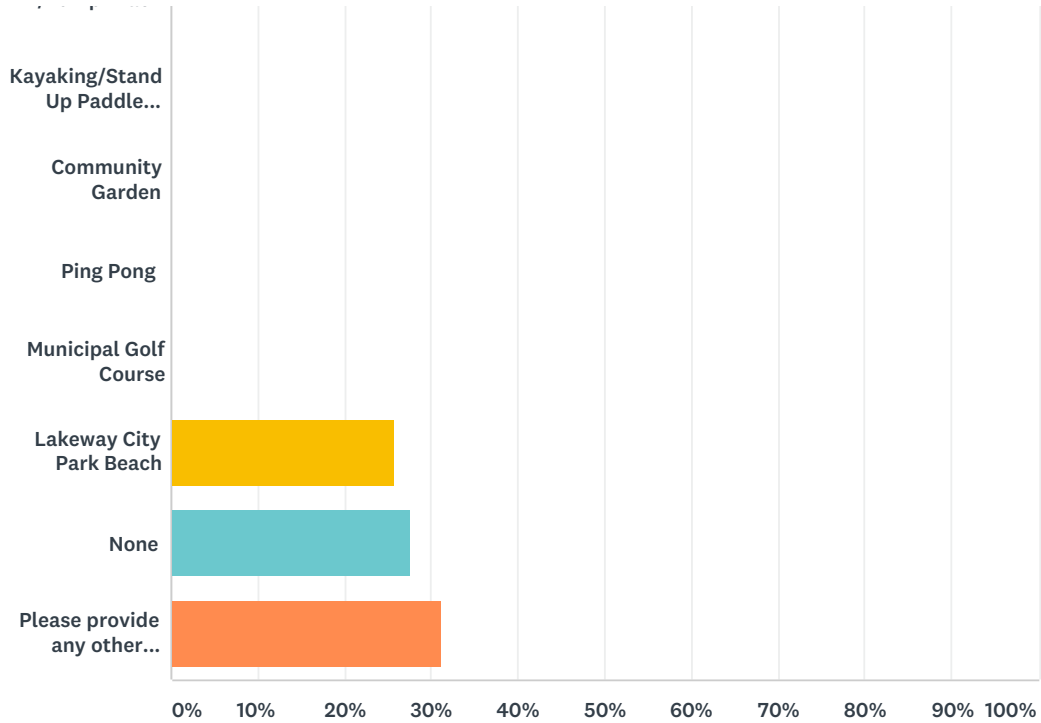
Lakeway Swim Center	14.01% 265	33.77% 639	52.22% 988	1,892
Skate Park	3.31% 61	8.63% 159	88.06% 1,623	1,843
Dragon Park	7.77% 144	23.46% 435	68.77% 1,275	1,854

Q13 Of the EXISTING Lakeway Parks and Recreation facilities, please specify the ones that you feel need improvements. (Check all that apply)

Answered: 2,013 Skipped: 316



City of Lakeway Parks & Recreation Survey



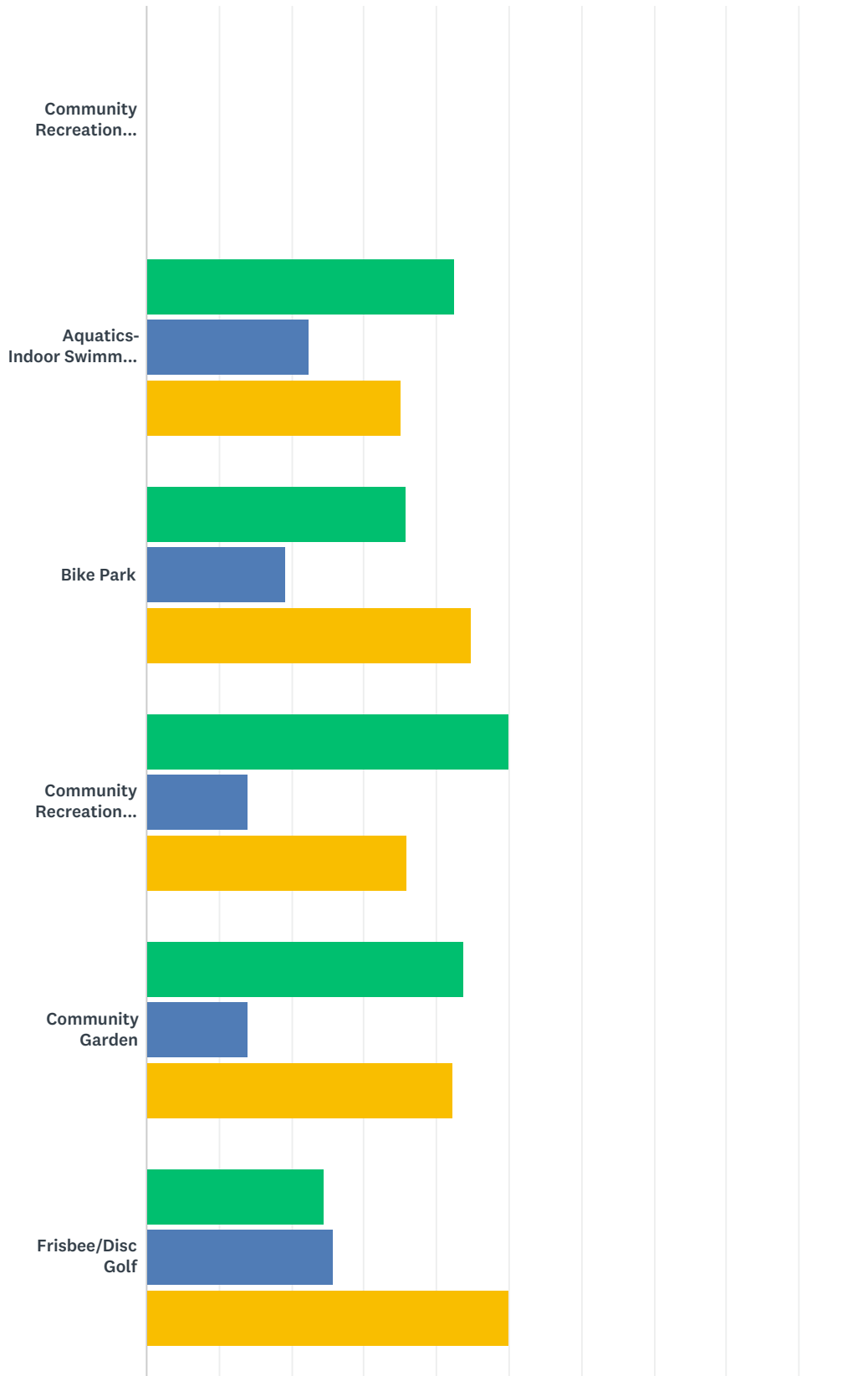
ANSWER CHOICES	RESPONSES	
Lakeway Swim Center - Outdoor Pools	15.10%	304
Skate Park	3.38%	68
Aquatics- Outdoor Swimming Pool	0.00%	0
Indoor Swimming	0.00%	0
Performing Arts Center	0.00%	0
Frisbee/Disc Golf	0.00%	0
Playgrounds / Playscapes	13.46%	271
Outdoor Basketball Courts	7.50%	151
Outdoor Tennis Courts	7.15%	144
Indoor Pickle-ball/Squash/Racquetball/Tennis Courts	0.00%	0
Sand Volleyball Courts	5.46%	110
Indoor Basketball Courts	0.00%	0
Outdoor Multi-purpose Sport Fields	7.00%	141
Baseball Field	5.46%	110
Hiking / Walking Trails	25.43%	512
Mountain Biking Trails	12.47%	251
Lakeway City Park Dog Park	15.45%	311
BMX/Pump Track	0.00%	0
Kayaking/Stand Up Paddle Boarding	0.00%	0

City of Lakeway Parks & Recreation Survey

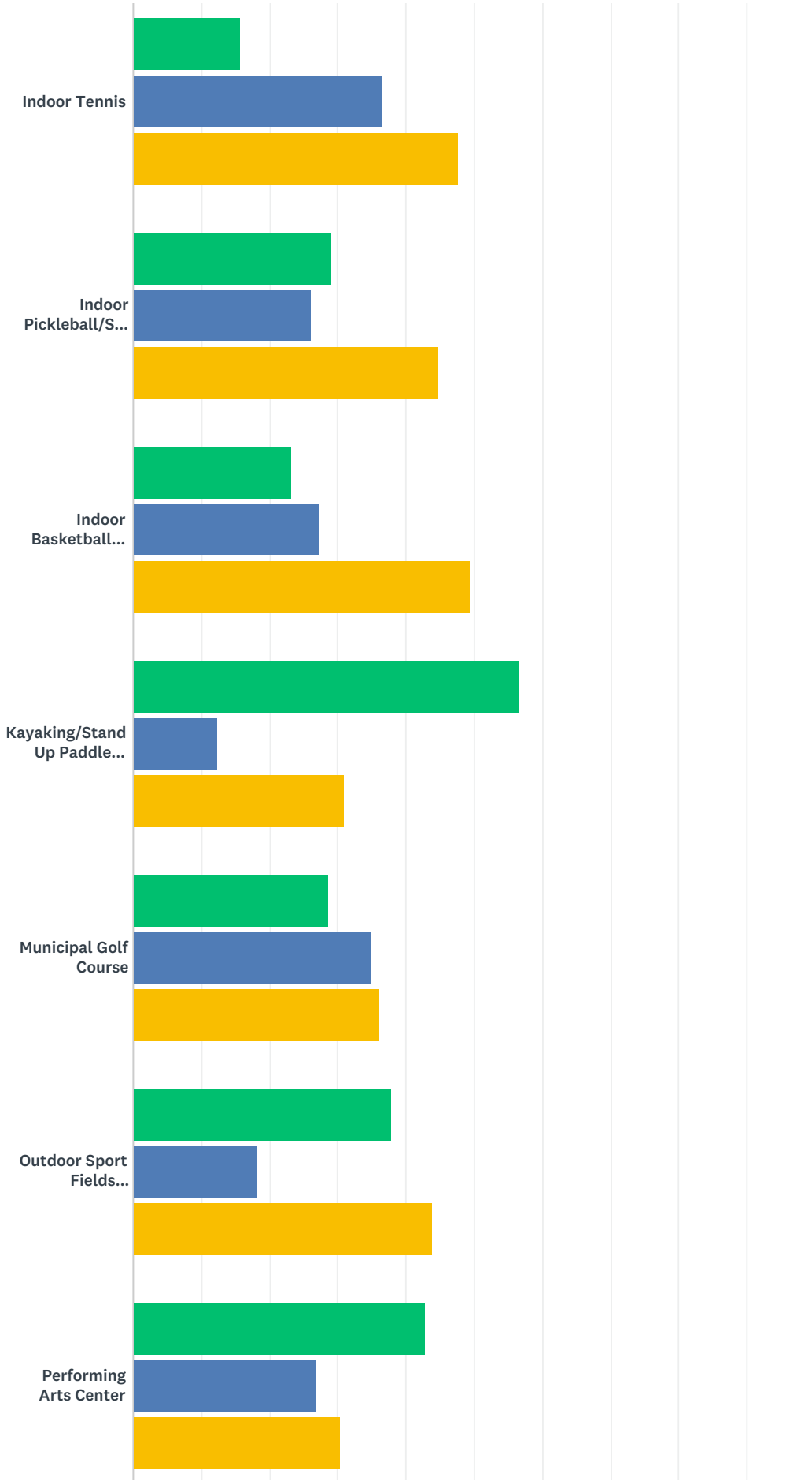
Community Garden	0.00%	0
Ping Pong	0.00%	0
Municipal Golf Course	0.00%	0
Lakeway City Park Beach	25.73%	518
None	27.67%	557
Please provide any other details to explain the suggested improvements.	31.15%	627
Total Respondents: 2,013		

Q14 Of the facilities/activities below, please select the ones that you would like to see in our community.

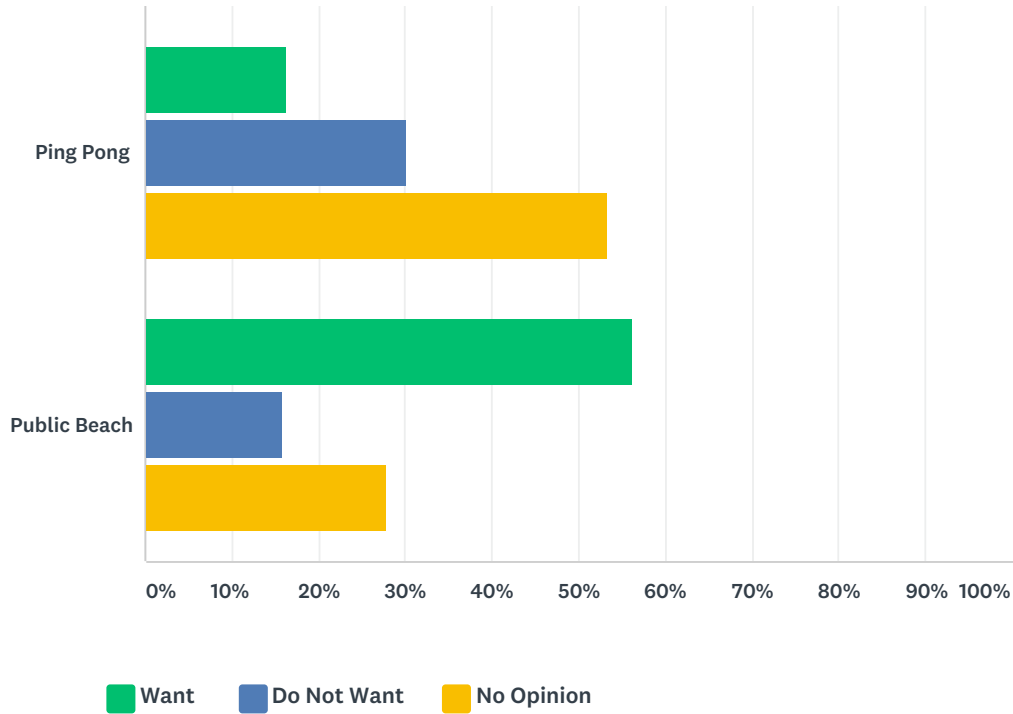
Answered: 2,013 Skipped: 316



City of Lakeway Parks & Recreation Survey



City of Lakeway Parks & Recreation Survey



	WANT	DO NOT WANT	NO OPINION	TOTAL
Community Recreation Center	0.00% 0	0.00% 0	0.00% 0	0
Aquatics- Indoor Swimming Pool	42.54% 770	22.32% 404	35.14% 636	1,810
Bike Park	35.86% 635	19.31% 342	44.83% 794	1,771
Community Recreation Center	49.97% 879	14.04% 247	35.99% 633	1,759
Community Garden	43.77% 783	13.92% 249	42.31% 757	1,789
Frisbee/Disc Golf	24.42% 421	25.64% 442	49.94% 861	1,724
Indoor Tennis	15.77% 269	36.64% 625	47.60% 812	1,706
Indoor Pickleball/Squash/Racquetball Courts	29.08% 510	26.11% 458	44.81% 786	1,754
Indoor Basketball Courts	23.19% 395	27.36% 466	49.44% 842	1,703
Kayaking/Stand Up Paddle Boarding	56.65% 1,027	12.30% 223	31.05% 563	1,813
Municipal Golf Course	28.74% 503	35.03% 613	36.23% 634	1,750
Outdoor Sport Fields (Soccer/Football/Lacrosse/Multipurpose)	37.86% 658	18.18% 316	43.96% 764	1,738
Performing Arts Center	42.79% 766	26.82% 480	30.39% 544	1,790
Ping Pong	16.42% 280	30.15% 514	53.43% 911	1,705

City of Lakeway Parks & Recreation Survey

Public Beach

56.26%
1,020

16.00%
290

27.74%
503

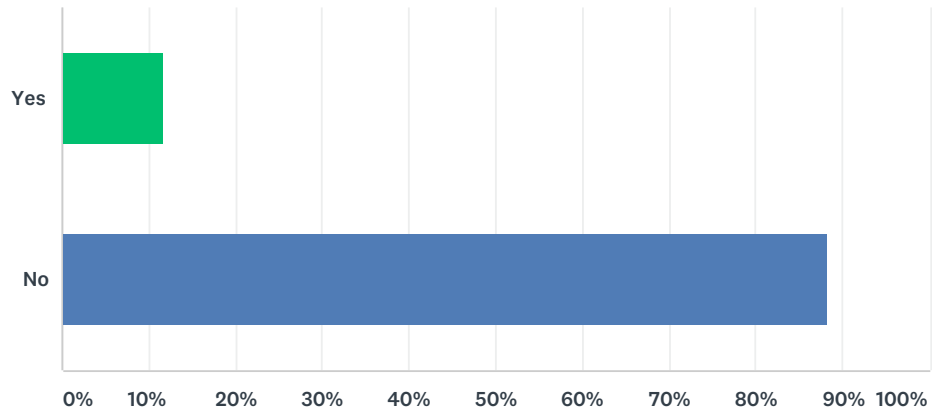
1,813

Q15 List any recreational activities or facilities you feel are missing in our community. For example, "Not enough things for my teenagers to do."

Answered: 756 Skipped: 1,573

Q16 Are you or your family members of Lakeway Swim Center?

Answered: 1,969 Skipped: 360

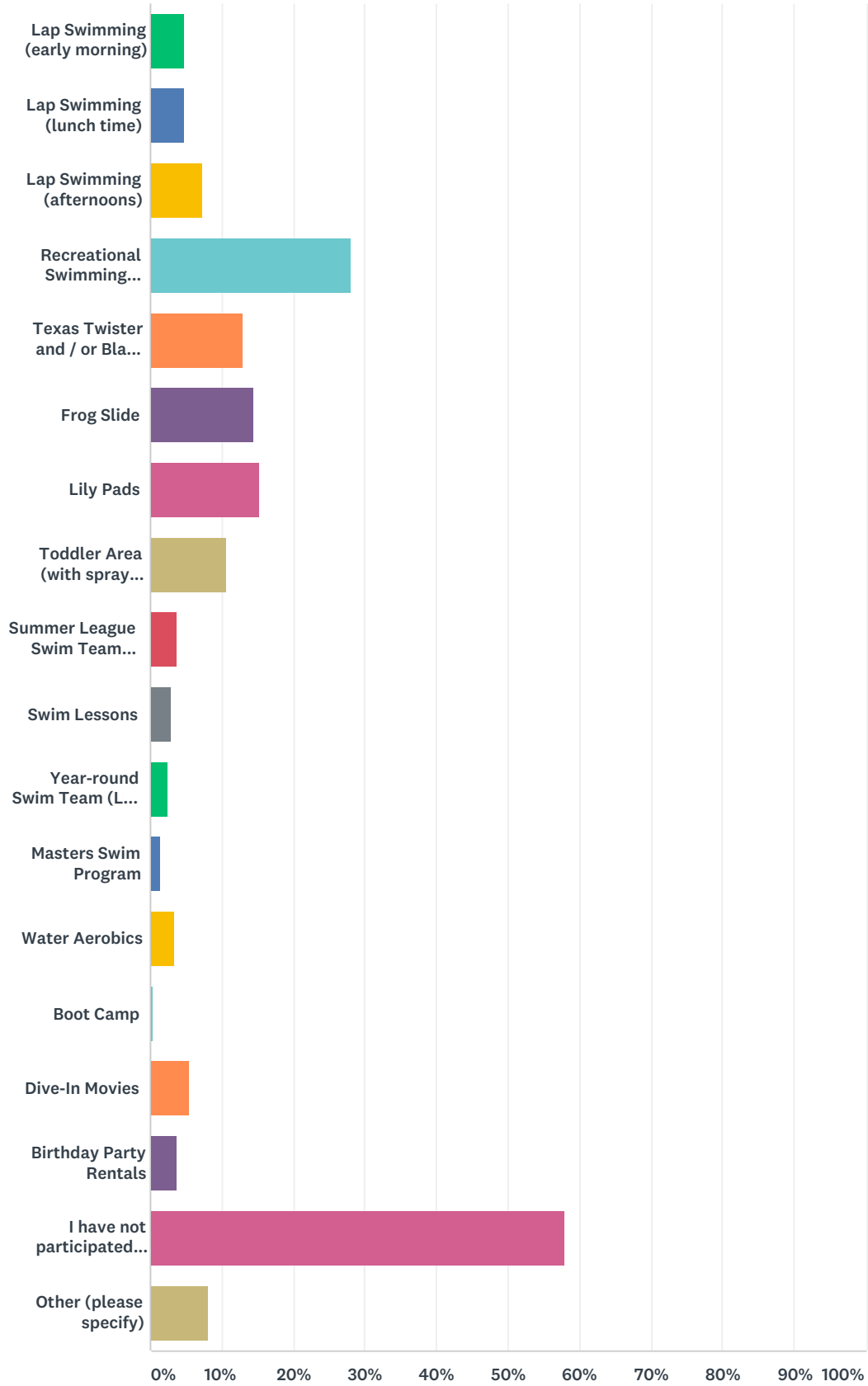


ANSWER CHOICES	RESPONSES	
Yes	11.63%	229
No	88.37%	1,740
TOTAL		1,969

Q17 Which activities have you or your family utilized at the Lakeway Swim Center in the last 12 months?

Answered: 1,969 Skipped: 360

City of Lakeway Parks & Recreation Survey



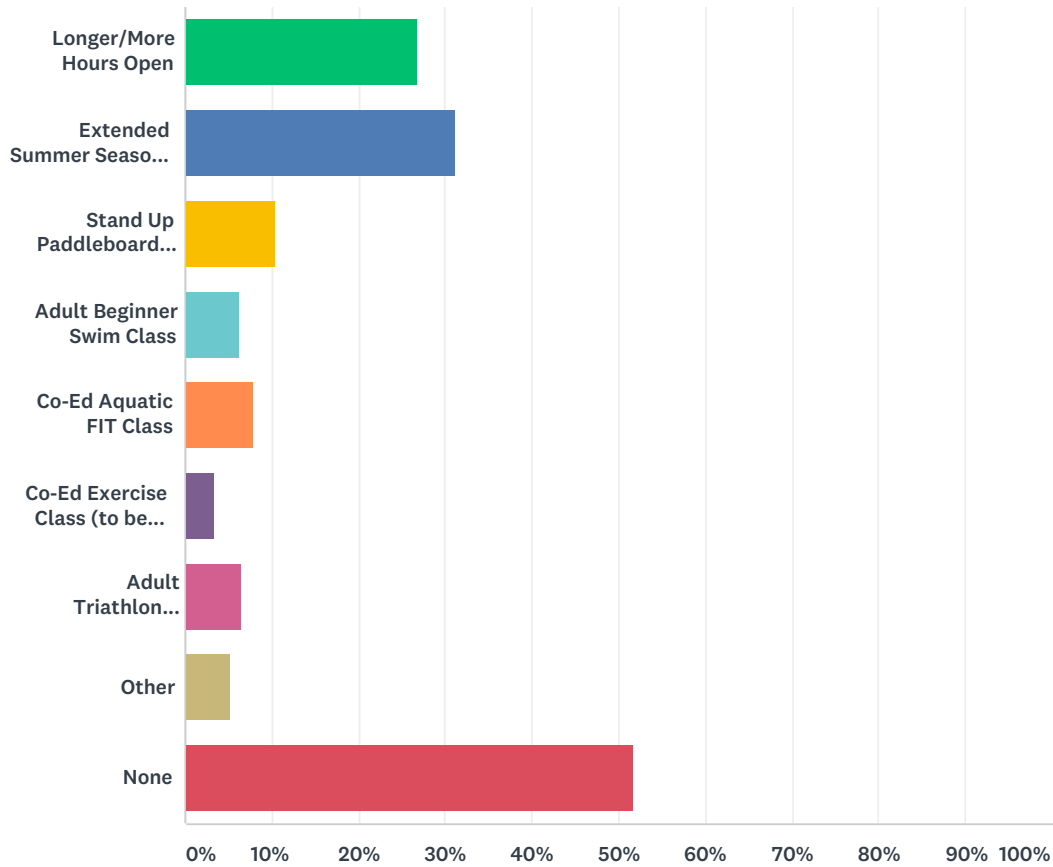
ANSWER CHOICES	RESPONSES	
Lap Swimming (early morning)	4.82%	95

City of Lakeway Parks & Recreation Survey

Lap Swimming (lunch time)	4.72%	93
Lap Swimming (afternoons)	7.36%	145
Recreational Swimming (Summer Only)	27.93%	550
Texas Twister and / or Black Hole Slides	13.00%	256
Frog Slide	14.47%	285
Lily Pads	15.29%	301
Toddler Area (with spray fountains)	10.67%	210
Summer League Swim Team (Lakeway Lakers)	3.81%	75
Swim Lessons	2.95%	58
Year-round Swim Team (Lost Creek Aquatics)	2.44%	48
Masters Swim Program	1.47%	29
Water Aerobics	3.40%	67
Boot Camp	0.41%	8
Dive-In Movies	5.38%	106
Birthday Party Rentals	3.71%	73
I have not participated in any activities at the Lakeway Swim Center in the last 12 months.	58.00%	1,142
Other (please specify)	8.23%	162
Total Respondents: 1,969		

Q18 What additional programming, activities or changes would you like to see made at the Lakeway Swim Center? (Check all that apply)

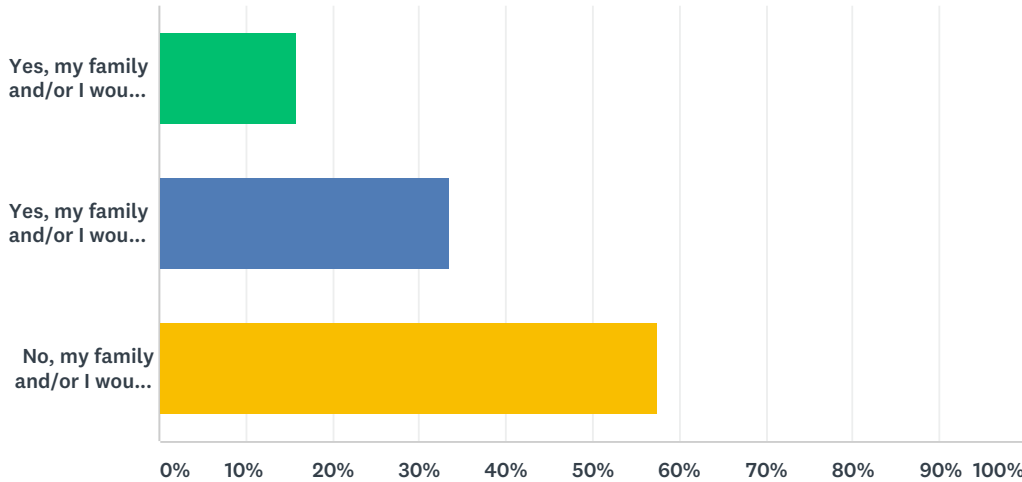
Answered: 1,841 Skipped: 488



ANSWER CHOICES	RESPONSES
Longer/More Hours Open	26.83% 494
Extended Summer Season (Weekends into September)	31.12% 573
Stand Up Paddleboard Yoga	10.48% 193
Adult Beginner Swim Class	6.19% 114
Co-Ed Aquatic FIT Class	7.88% 145
Co-Ed Exercise Class (to be offered to parents/guardians of swim team kids during swim practice, class would be structured outside the pool area)	3.42% 63
Adult Triathlon Training Program	6.46% 119
Other	5.21% 96
None	51.66% 951
Total Respondents: 1,841	

Q19 If the Lakeway Swim Center were to remain open on Saturday afternoons through September, would you and/or your family use the facility? (Check all that apply)

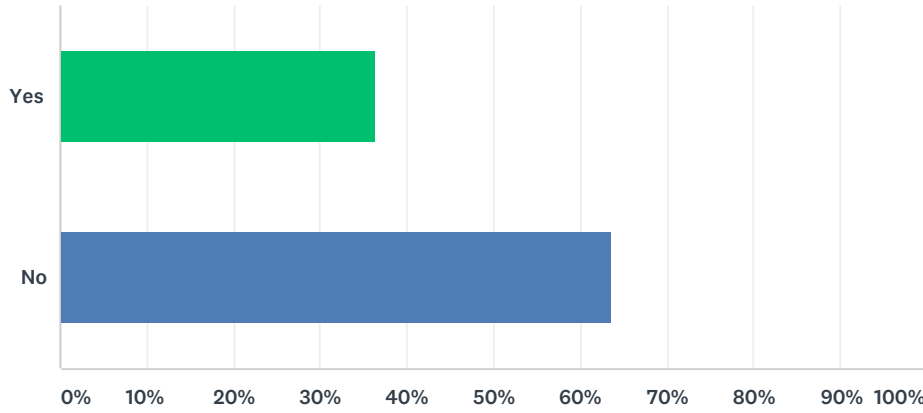
Answered: 1,835 Skipped: 494



ANSWER CHOICES	RESPONSES	
Yes, my family and/or I would use it for lap swimming	15.97%	293
Yes, my family and/or I would use it for general recreation	33.46%	614
No, my family and/or I would not use it	57.44%	1,054
Total Respondents: 1,835		

Q20 Are you a member of Lakeway Activity Center?

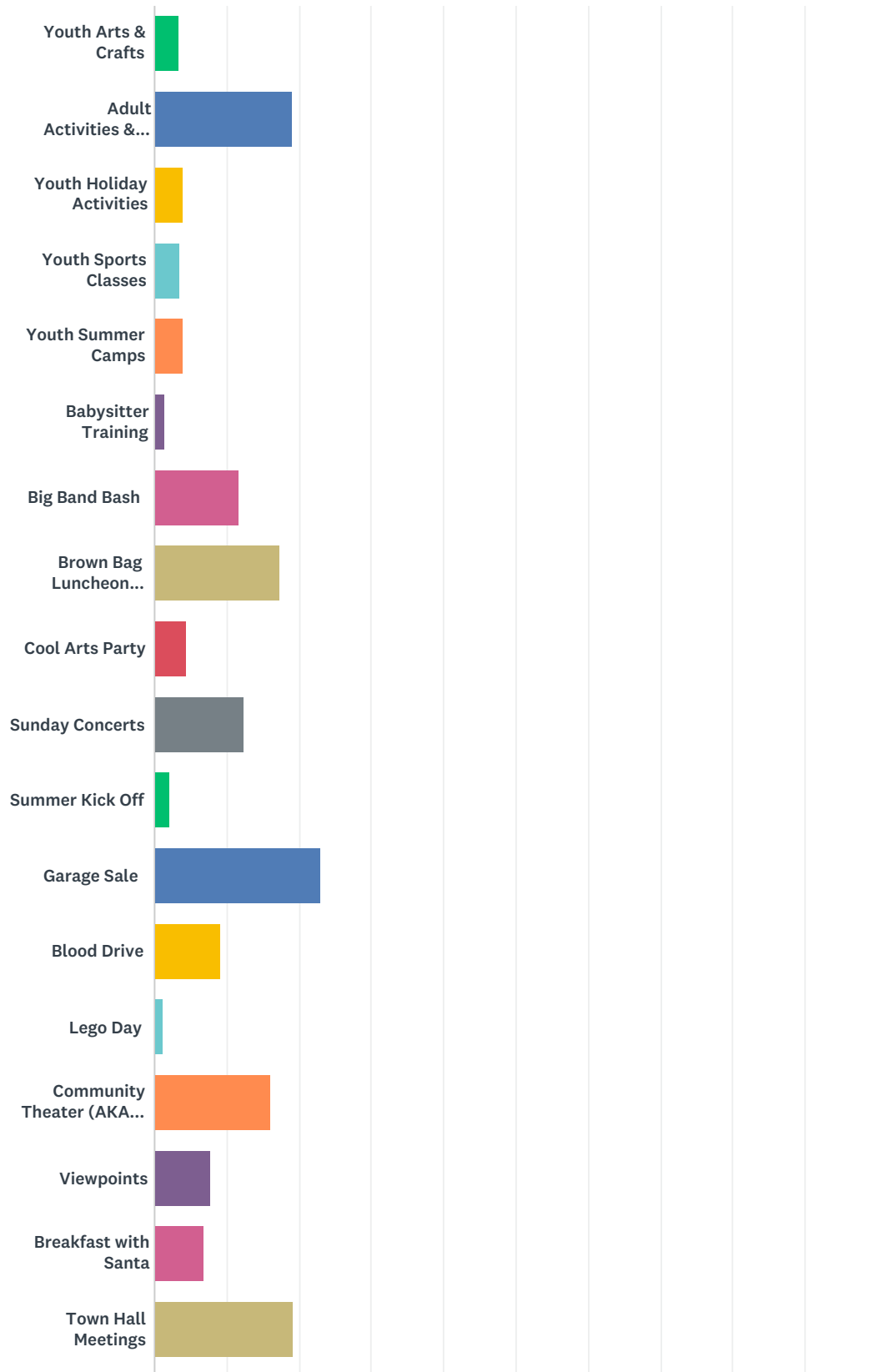
Answered: 1,940 Skipped: 389



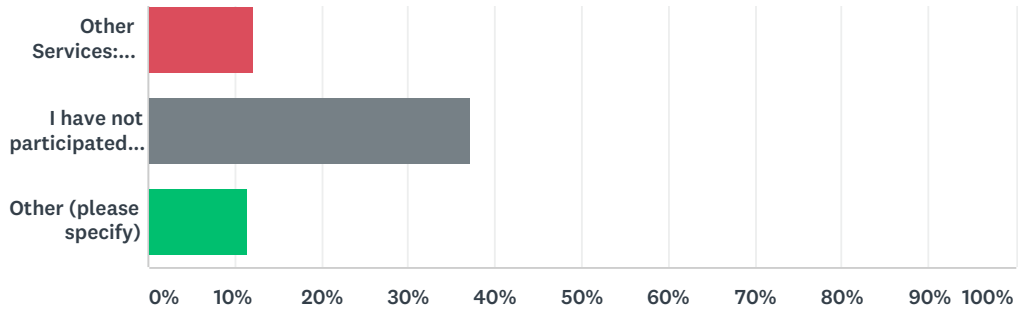
ANSWER CHOICES	RESPONSES	
Yes	36.49%	708
No	63.51%	1,232
TOTAL		1,940

Q21 Which of the following City sponsored activities or events have you participated in at the Lakeway Activity Center in the last 12 months?

Answered: 1,940 Skipped: 389



City of Lakeway Parks & Recreation Survey



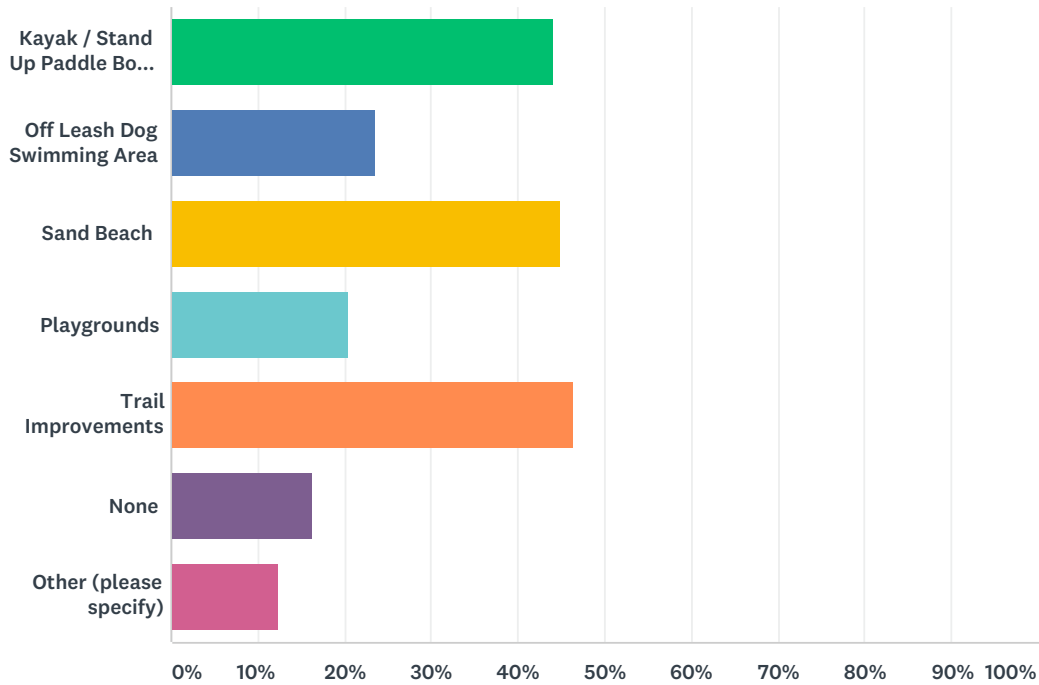
ANSWER CHOICES	RESPONSES	
Youth Arts & Crafts	3.25%	63
Adult Activities & Clubs	18.97%	368
Youth Holiday Activities	3.92%	76
Youth Sports Classes	3.61%	70
Youth Summer Camps	4.02%	78
Babysitter Training	1.49%	29
Big Band Bash	11.80%	229
Brown Bag Luncheon Concert Series	17.37%	337
Cool Arts Party	4.33%	84
Sunday Concerts	12.27%	238
Summer Kick Off	2.06%	40
Garage Sale	22.99%	446
Blood Drive	9.28%	180
Lego Day	1.19%	23
Community Theater (AKA, Players, Sing Along, Wildflowers)	16.03%	311
Viewpoints	7.78%	151
Breakfast with Santa	6.80%	132
Town Hall Meetings	19.23%	373
Other Services: Notary, Fax, Copies, Facility Rentals, HOA/POA Meetings, Paperback Library)	12.22%	237
I have not participated in any activities at the Lakeway Activity Center in the last 12 months.	37.32%	724
Other (please specify)	11.60%	225
Total Respondents: 1,940		

Q22 Are there any classes or activities that you would like to see added to the Lakeway Activity Center?

Answered: 627 Skipped: 1,702

Q23 Which Lakeway City Park improvements or additions would you and/or your family like to see?

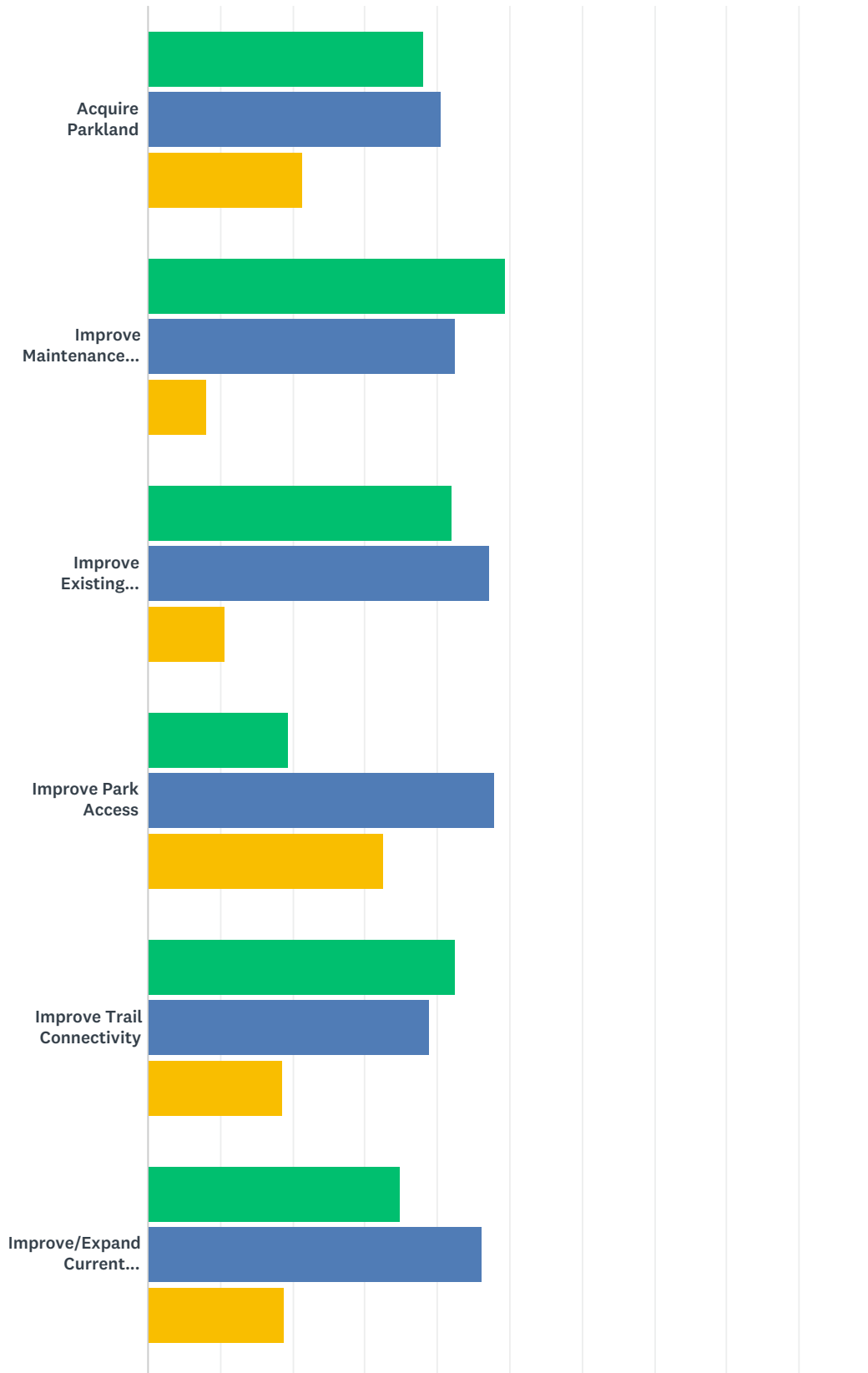
Answered: 1,928 Skipped: 401



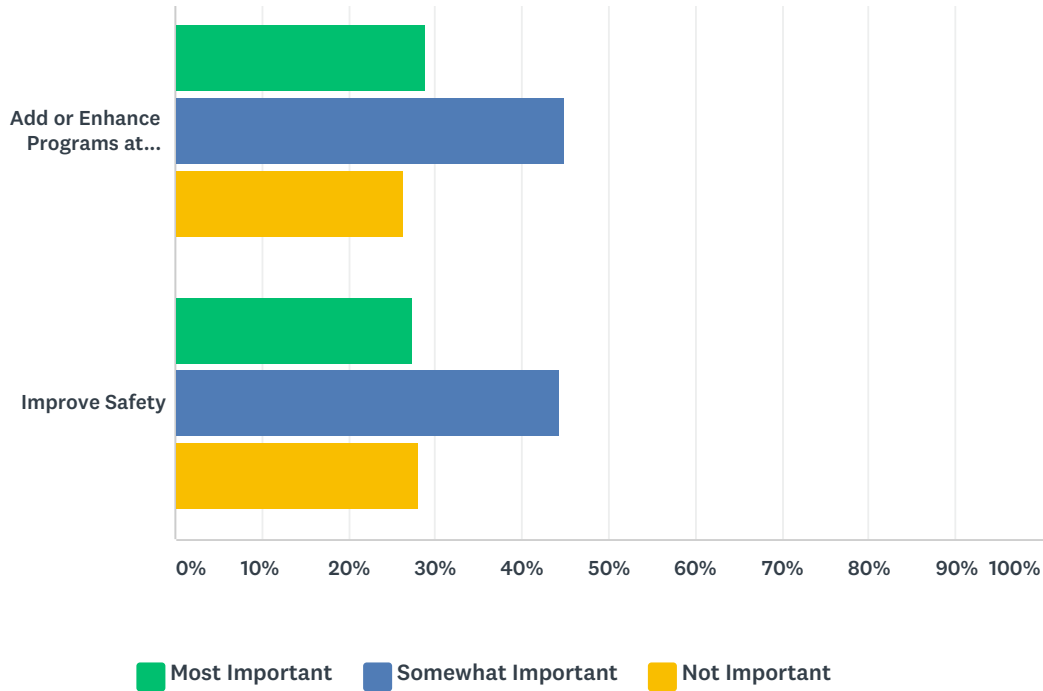
ANSWER CHOICES	RESPONSES	
Kayak / Stand Up Paddle Board Rental Concession	44.14%	851
Off Leash Dog Swimming Area	23.70%	457
Sand Beach	44.97%	867
Playgrounds	20.54%	396
Trail Improvements	46.52%	897
None	16.29%	314
Other (please specify)	12.34%	238
Total Respondents: 1,928		

Q24 As the City of Lakeway invests in its parks system, please help us prioritize.

Answered: 1,863 Skipped: 466



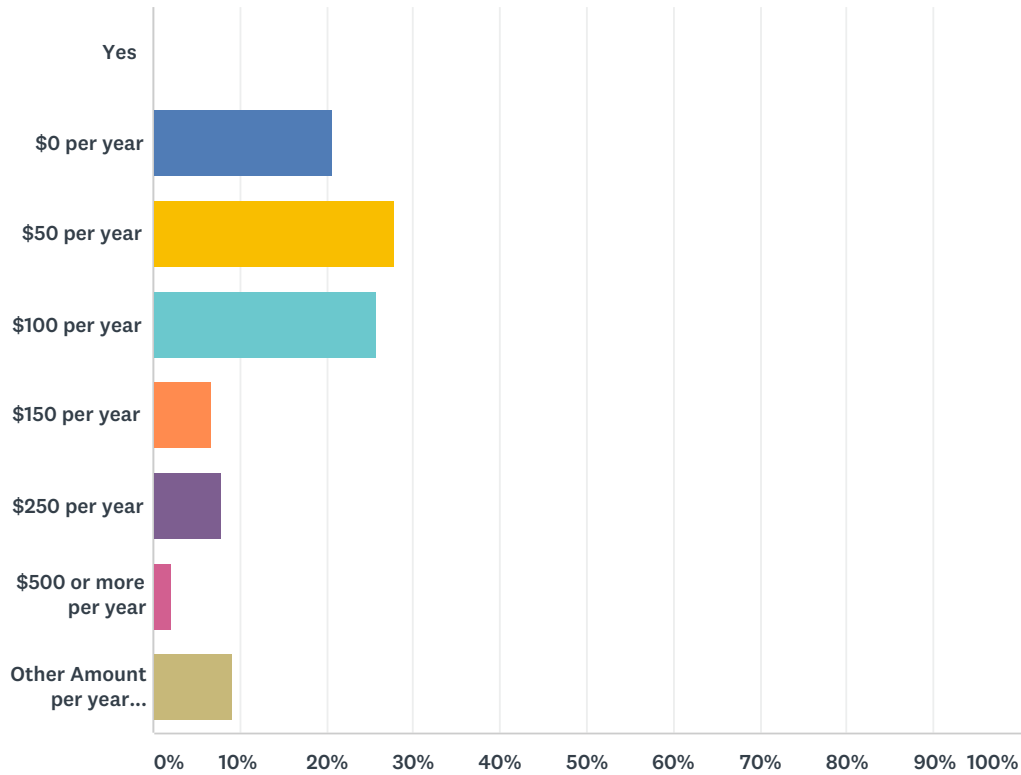
City of Lakeway Parks & Recreation Survey



	MOST IMPORTANT	SOMEWHAT IMPORTANT	NOT IMPORTANT	TOTAL
Acquire Parkland	38.04% 673	40.53% 717	21.42% 379	1,769
Improve Maintenance in/along Existing Parks and Trails	49.39% 887	42.54% 764	8.07% 145	1,796
Improve Existing Parkland	42.10% 749	47.27% 841	10.62% 189	1,779
Improve Park Access	19.39% 336	47.89% 830	32.72% 567	1,733
Improve Trail Connectivity	42.50% 759	38.97% 696	18.53% 331	1,786
Improve/Expand Current Facilities	34.95% 621	46.20% 821	18.85% 335	1,777
Add or Enhance Programs at Existing Parks	28.82% 509	44.90% 793	26.27% 464	1,766
Improve Safety	27.50% 479	44.37% 773	28.13% 490	1,742

Q25 How much would you be willing to invest each year in the City of Lakeway Parks and Recreation facilities?

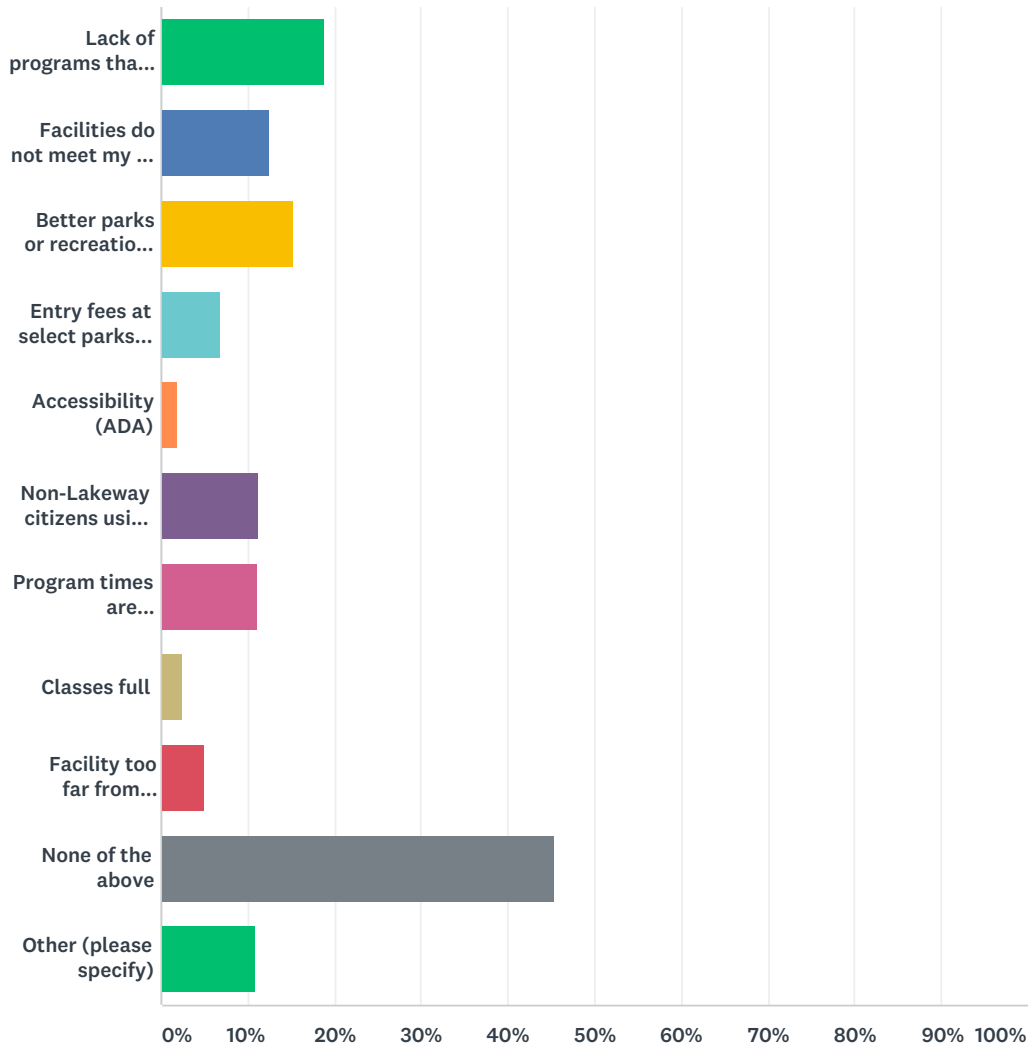
Answered: 1,863 Skipped: 466



ANSWER CHOICES	RESPONSES	
Yes	0.00%	0
\$0 per year	20.61%	384
\$50 per year	27.75%	517
\$100 per year	25.82%	481
\$150 per year	6.66%	124
\$250 per year	7.94%	148
\$500 or more per year	2.09%	39
Other Amount per year (please specify)	9.13%	170
TOTAL		1,863

Q26 Which of the following issues negatively impact your ability to use City of Lakeway parks, facilities, or programs? (Check all that apply)

Answered: 1,863 Skipped: 466



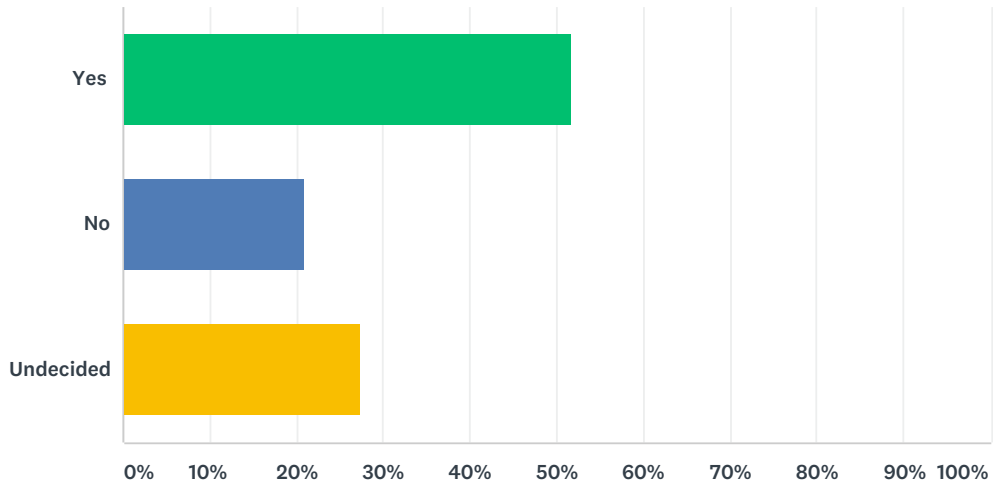
ANSWER CHOICES	RESPONSES	
Lack of programs that meet my or my family's needs	18.79%	350
Facilities do not meet my or my family's needs	12.61%	235
Better parks or recreation facilities outside the City of Lakeway	15.35%	286
Entry fees at select parks and recreation facilities	6.98%	130
Accessibility (ADA)	1.83%	34
Non-Lakeway citizens using Lakeway facilities	11.33%	211
Program times are inconvenient	11.11%	207
Classes full	2.42%	45
Facility too far from residence	5.05%	94

City of Lakeway Parks & Recreation Survey

None of the above	45.41%	846
Other (please specify)	10.84%	202
Total Respondents: 1,863		

Q27 Would you support outside organizations hosting events at city parks and facilities?

Answered: 1,841 Skipped: 488



ANSWER CHOICES	RESPONSES	
Yes	51.71%	952
No	20.91%	385
Undecided	27.38%	504
TOTAL		1,841